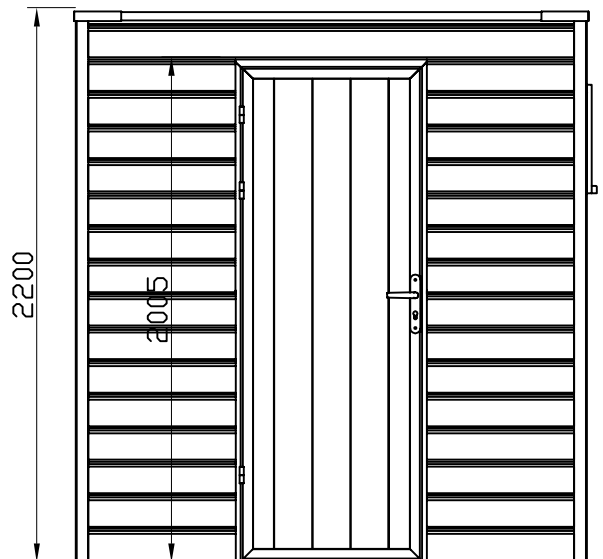
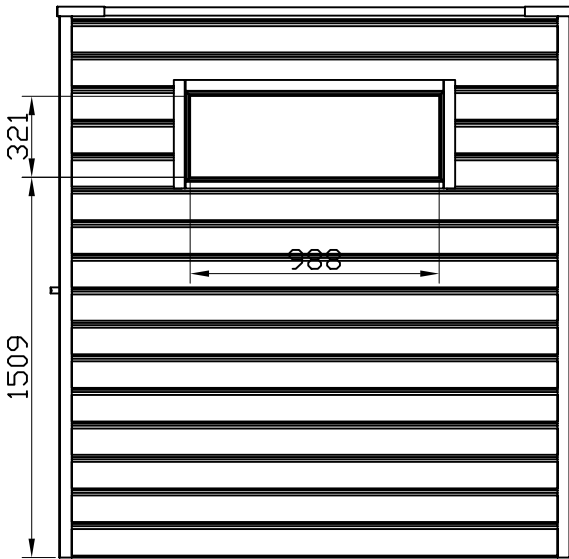
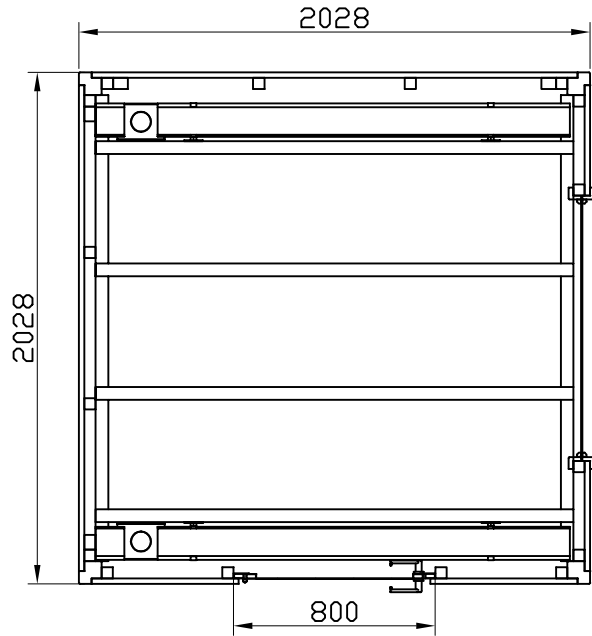


850 710



|  |                                     |            |
|--|-------------------------------------|------------|
| <b>ABRI DE JARDIN</b>                  | REV00 L'avant projet                | 2017-01-04 |
|  | REV-- -----                         | -----      |
| Nom:<br><b>Epure</b>                   | Essence: <b>Pin Sylvestre</b>       |            |
|  | Traitement: <b>TRAITE AUTOCLAVE</b> |            |
| Dimensions:<br><b>2.03x2.03xh2.20m</b> | Echelle: <b>1:30</b>                |            |
| <b>ref.850 710</b>                     | 850 710 Abri Epure REV00            | 1/1        |